


novacolor™
I colori dell'Architettura

Lime Paint


ERA A PENNELLO
interior and exterior









EP 15000




EP 15007




EP 15001



EP 15008



EP 15002



EP 15009



EP 15003



EP 15010




EP 15004




EP 15011



EP 15005




EP 15012



EP 15006



EP 15013*




EP 15014




EP 15021




EP 15015



EP 15022




EP 15016




EP 15023




EP 15017



EP 15024




EP 15018



EP 15025



EP 15019




EP 15026




EP 15020*




EP 15027



EP 15028




EP 15035



EP 15029



EP 15036



EP 15030




EP 15037



EP 15031




EP 15038



EP 15032




EP 15039



EP 15033




EP 15040




EP 15034




EP 15041




EP 15042




EP 15049




EP 15043




EP 15050




EP 15044




EP 15051




EP 15045



EP 15052




EP 15046



EP 15053




EP 15047



EP 15054



EP 15048*



EP 15055

Lime Paint

ERA A PENNELLO

PITTURA A CALCE,
PER INTERNI ED ESTERNI

Applicare in due strati con rullo,
pennello o spray.


Diluire il primo strato con 40-50% di acqua
ed il secondo strato con 25-30% di acqua.

Rese: 2-4 m²/Kg nei due strati.

Per maggiori informazioni consultare le
rispettive schede tecniche.




* solo per interni / Interiors only




EP 15056



EP 15063



EP 15057




EP 15064



EP 15058




EP 15065



EP 15059



EP 15066



EP 15060



EP 15067*



EP 15061



EP 15068*



EP 15062



EP 15069*

Lime Paint

ERA A PENNELLO

LIME PAINT, FOR INTERIORS AND EXTERIORS

Apply it in two layers with roller,
brush or spray.

Dilute the first layer with 40-50% of water
and the second layer with 25-30% of water.

Yield: 2-4 m²/Kg in two layers.

For more information please check the
technical data sheets.

PEINTURE À LA CHAUX, POUR INTÉRIEURS ET EXTÉRIEURS

Appliquer en deux couches
avec pinceau ou à spray.

Diluer la première couche avec 40-50% d'eau
et la seconde couche avec 25-30% d'eau.

Rendements: 2-4 m²/Kg en deux couches.

Pour plus d'informations consulter les
fiches techniques des produits.

KALKFARBE, INNEN UND AUSSEN

Mit Spritzpistole, Pinsel oder Roller in zwei
Schichten auftragen.

Die erste Schicht mit 40-50% Wasser
verdünnen, die zweite mit 25-30%.

Verbrauch: 2-4 m²/Kg in den zwei Schichten.

Für weitere Info bitte siehe technisches
Merkblatt.

PINTURA A BASE DE CAL PARA INTERIORES Y EXTERIORES

Aplicar en dos capas con rodillo,
brocha o spray.

Diluir la primera capa con 40-50% de agua y
la segunda capa con 25-30% de agua.

Rendimiento: 2-4 m²/Kg en dos capas.

Para mayor información consultar
la ficha técnica.







www.novacolor.it

Novacolor Srl
47122 Forlì - Italia
Via U. Aldrovandi 10
Tel +39 0543 401840
Fax +39 0543 414585
info@novacolor.it

MADE IN ITALY

Cod: N000152
06/2016

**AZIENDA CON SISTEMA
DI GESTIONE QUALITÀ
CERTIFICATO DA DNV GL
= ISO 9001 =**

**COMPANY WITH
QUALITY SYSTEM
CERTIFIED BY DNV GL
= ISO 9001 =**



NOVACOLOR is committed to reduce
the environmental impact by producing
friendly materials.

